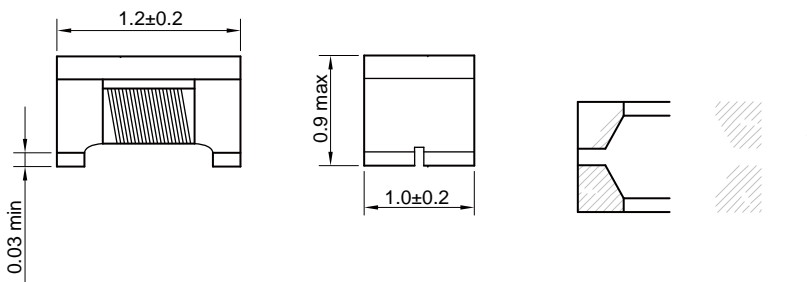




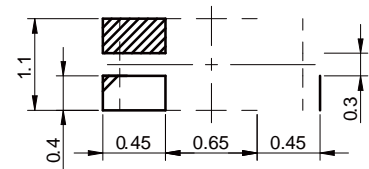
Common Mode Filters For Automotive Signal Line Size 1210

-
- Common mode filters for Signal Line
-
- Compliant with AEC-Q200
- Quantity: 3000pcs
-
- interfaces (MOST, IDB-1394, etc.)

Dimensions: [mm]



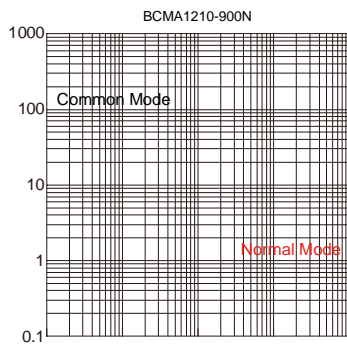
Land Pattern: [mm]



Electrical Properties:

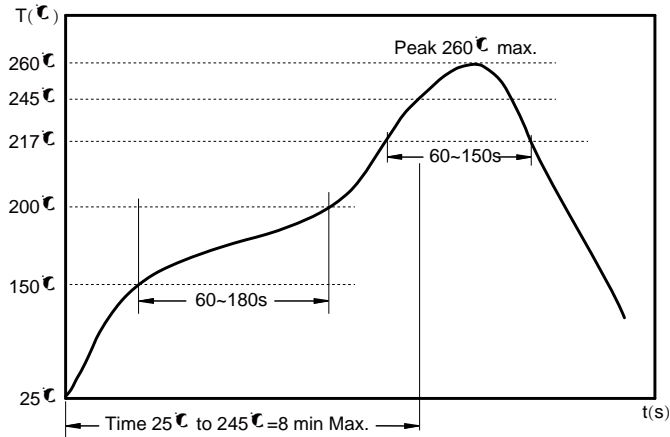
±25%

Typical Electrical Characteristics:





Soldering Reflow:



Preheat condition: 150 ~200 $^{\circ}\text{C}$ / 60~180 sec.

Allowed time above 217 $^{\circ}\text{C}$: 60~150 sec.

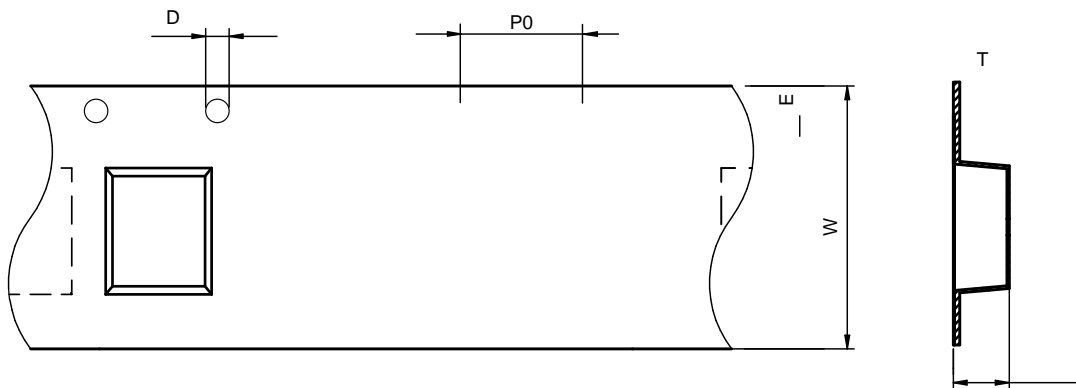
Max temperature: 260 $^{\circ}\text{C}$.

Max time at max temperature: 10 sec.

Allowed Reflow time: 3x max.

Packaging Information:

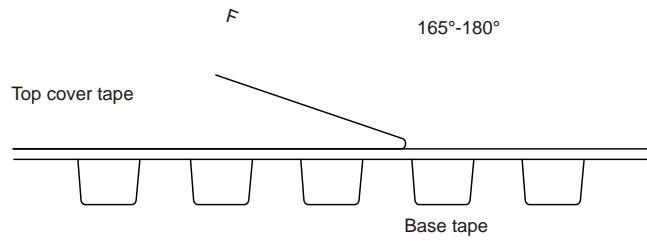
Tape Dimension:



Series	A0 (mm)	B0 (mm)	D (mm)	P0 (mm)	P1 (mm)	W (mm)	K0 (mm)	E (mm)	T (mm)
BCMA1210	1.12 \pm 0.1	1.40 \pm 0.1	1.5 \pm 0.1	4.0 \pm 0.1	4.0 \pm 0.1	8.0 \pm 0.3	1.05 \pm 0.1	1.75 \pm 0.1	0.22 \pm 0.05



Peel force of top cover tape:



Reel Dimension: [mm]178S09.0875



Cautions and Warnings:

Storage Conditions :

- The storage period is within 12 months after the completion of production. Be sure to follow the storage conditions (temperature: -5 to 35°C, humidity: 75% RH Max).If the storage period elapses, the soldering of the terminal electrodes may deteriorate.The warranty period is one year.
- Product should not be exposed to environment with high temperature, high humidity, dust, corrosive gas and etc.
- Products should be handled with care to avoid damage or contamination from perspiration and skin oils.
- Please always handle products carefully to prevent any damage caused by dropping down or inappropriate removing.

Operation Instructions:

-
-
-
-